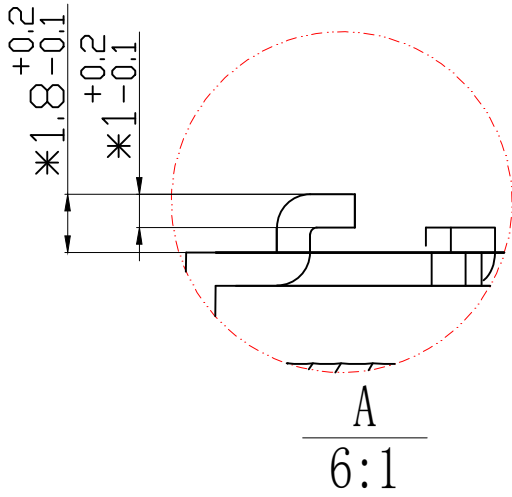
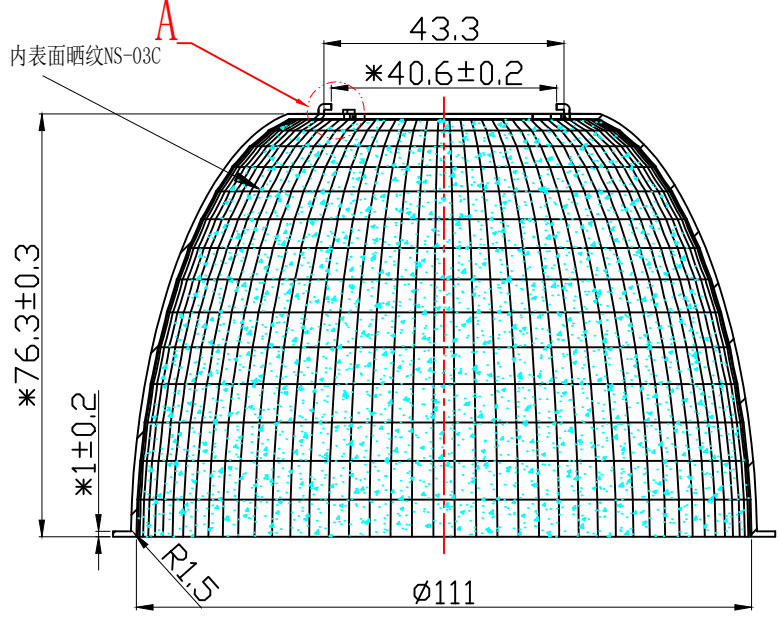


table for unmentioned tolerance in the drawing (unit: mm)				punch angle tolerance in the drawing (unit:degree)		
>0-5	>5-30	>30-90	>90-150	0-10	10-50	50-120
±0.15	±0.2	±0.4	±0.5	±1°	±0.5°	±0.3°
>150-250	>250-400	>400-700		120-250	250-360	360 above
±0.8	±1.5	±2		±0.2°	±0.166°	±0.085°

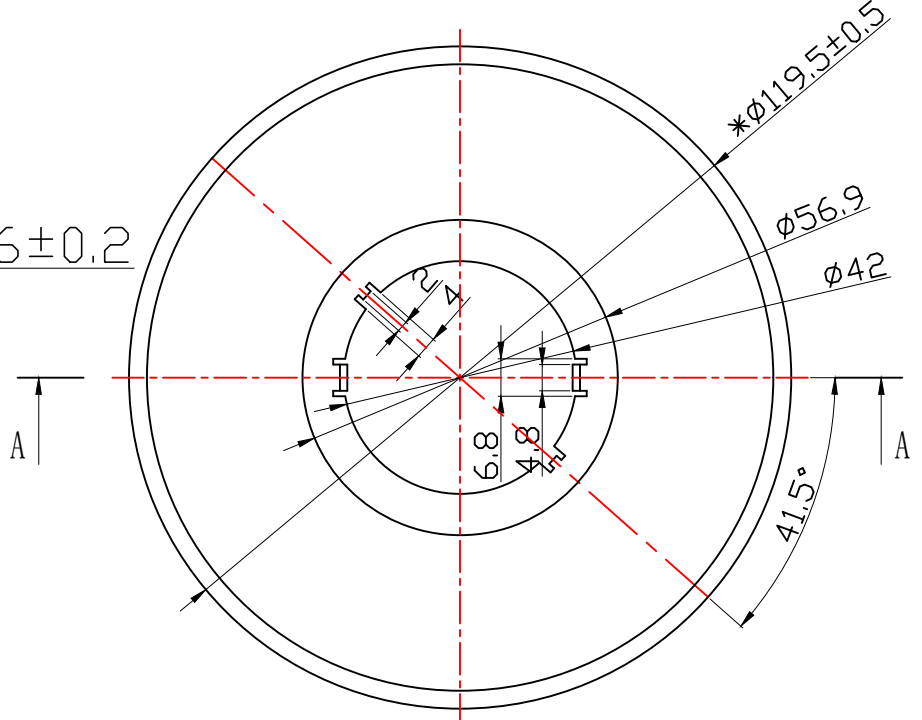
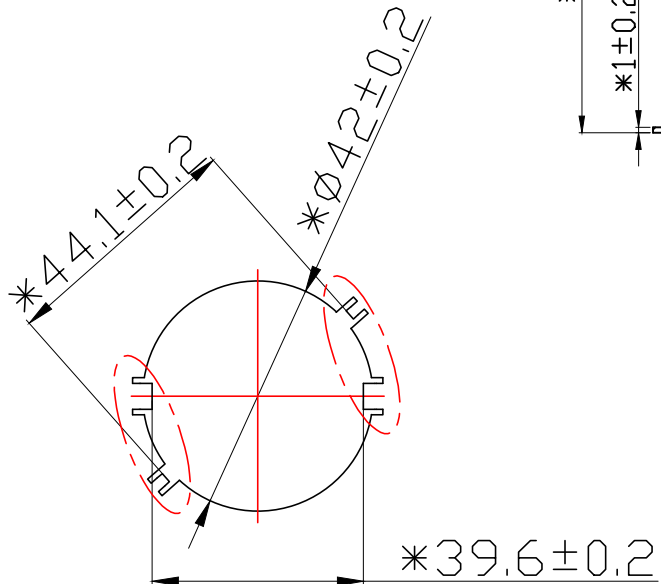
"*" Marked for key control dimensions



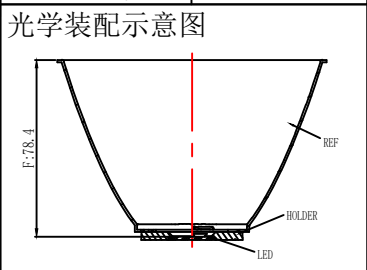
A
6:1



A-A



Light Source	CITIZEN CLU038
Plastic Holder	BJB 47.319.2021
Metal Adaptor	
Design Angle	50° ± 5°
Measured Angle	50.2°
Efficiency	91.83%



标记	1	更改内容	签名	更改日期
MARK	NO.OF MODIF.	MODIFICATIONS	SIGNED BY	MODIF. DATE
设计		制图	比例	1:1
DESIGNER		DRAWN BY	SCALE	
工艺		审核	视角	1st ANGLE PROJECTION
TECHNICAN		CHECKED BY		
批准		日期	页数	SHEET 1 OF 1
APPROVED BY		DATE(DD-MM-YYYY)	PAGE	
		28-03-2019		

MATERIAL: T=1.0MM 1090AL FINISH: ANDOIZING		P/N: 91.04.2644.001	版本/REV KO
		产品名称 PRODUCT NAME	4-2644-A2
		客户代号 CUSTOMER ID	NT
		客户编号 CUSTOMER CODE	AR-D120 65° BJB
		Nata	